

ATTRIBUTES

ERGONOMICS

HellermannTyton's EVO 7 offers the most ergonomic cable tie installation tool in the market. Period. Comfort and operability combined in one revolutionary tool.

PERFORMANCE

At the heart of the EVO 7 lies patent-pending Tension / Lock / Cut (TLC) technology; the unbeatable ability to accurately and consistently cut a cable tie flush at the exact tension specified without any operator strain.

TENSION • LOCK • CUT



HOW TO USE THE TOOL

- 1** Use tension adjustment knob to select your desired tension setting.



- 2** Cinch a HellermannTyton cable tie around the bundle.



- 3** Insert strap of cable tie through side opening of nosepiece.



- 4** Place front of nosepiece flush to the head of the cable tie.



- 5** Pull trigger until cable tie tensions and cuts.



TENSION ADJUSTMENT

- 1** Slide thumb lever forward.



- 2** While holding thumb lever forward, rotate the tension knob to desired tension setting.



- 3** Release thumb lever to lock in tension setting.




TENSION LOCK-IN FEATURE

- 1** Adjust tension knob to desired tension setting.



- 2** Remove screw in thumb lever using a standard T8 Star Driver.

(Can purchase T8 Star Driver part #110-70091)



- 3** Place screw in front of the thumb lever to lock in the setting.




BLADE REPLACEMENT


- 1** Remove screw from the nosepiece using a Phillips screwdriver and discard screw.

- 2** Slide the nosepiece off and remove.

- 3** Remove and discard blade carefully (Blade may be SHARP).



- 4** Install new blade by aligning the chamfered (beveled) corner with the housing.



- 5** Slide nosepiece over the blade.



- 6** Install new screw using Phillips screwdriver. DO NOT OVERTIGHTEN.




HOW TO CALIBRATE

- 1** Align calibration tool (Part # 110-70089) with back of the adjustment knob.



- 2** Hold calibration tool flush to the end of the adjustment knob to ensure all 3 posts are locked into cap.



- 3** Remove the cap from the knob.



- 4** Insert small end of the calibration tool into knob and align with holes in tension adjustment nut.



- 5** Rotate calibration tool clockwise to increase tension. Rotate counterclockwise to decrease tension.



- 6** After calibration is complete, replace the cap by turning clockwise until stop is reached.



APPROXIMATE TENSION CUT OFF FORCE

SETTING	TENSION CUT OFF FORCE <i>lbs (newtons)</i>	SETTING	TENSION CUT OFF FORCE <i>lbs (newtons)</i>
0	5 (20)	5	23 (104)
1	9 (38)	6	28 (125)
2	12 (51)	7	32 (143)
3	15 (68)	8	37 (165)
4	19 (85)		

RECOMMENDED TENSION SETTINGS

CABLE TIE	TIE WIDTH <i>in. (mm)</i>	SETTING
T18	.09 (2.3)	0-3
T30	.14 (3.5)	3-5
T40	.16 (4.0)	3-5
T50	.18 (4.6)	5-8

MECHANICAL HAND TOOL WARRANTY

POLICY HellermannTyton warrants our mechanical hand tools (EVO 7, EVO 75P, MK7, MK7HT, MK9, MK9HT, MK95ST, MK9RC, MK9REF) to be free from defects in manufacturer workmanship and material under normal conditions of use and service for a period of 90 days from initial delivery to the purchaser. Purchaser shall notify HellermannTyton of any warranty claim within ten (10) business days after discovery, but not later than the expiration of the above warranty period or such claim shall be deemed waived. THE FOREGOING WARRANTIES AND REMEDIES ARE EXCLUSIVE AND IN LIEU OF ALL OTHER WARRANTIES AND REMEDIES WHATSOEVER, EXPRESSED OR IMPLIED, INCLUDING, BUT NOT LIMITED TO, ANY WARRANTIES OF MERCHANTABILITY OR FITNESS FOR A PARTICULAR PURPOSE, WHICH HELLERMANNTYTON EXPRESSLY DISCLAIMS. ALL WARRANTIES ARE DEEMED VOID IF TOOL IS OPENED OR TAMPERED WITH.



WARRANTY PROGRAM Thank you for purchasing a HellermannTyton EVO 7/EVO 75P tool. HellermannTyton mechanical hand tools come with a standard 90 day warranty. To receive a free one year extended warranty register the tool on our website.

STANDARD	EXTENDED
90 Days	1 Year <i>Register online to apply</i>

To register your product and find details on the extended warranty, go to:
www.hellermann.tyton.com/warranty



Register product online within 1 month



Registration notice e-mail will be sent

1 Year of FREE Warranty Repairs

REPAIR PROGRAM HellermannTyton will repair mechanical hand tools after expiration of warranty date for a fee. Please refer to our website www.hellermann.tyton.com/warranty for more information.

PART NUMBERS

CABLE TIE TOOLS

PART NO.	TYPE	DESCRIPTION
110-70083	EVO7	Standard hand span 3.5" (90mm) cable tie installation tool. Can be used with all variations of HellermannTyton's 18 – 80 lb. cable ties.
110-70084	EVO75P	Standard hand span 3.15" (80mm) cable tie installation tool. Can be used with all variations of HellermannTyton's 18 – 80 lb. cable ties.

ACCESSORIES / REPLACEMENT PARTS

PART NO.	TYPE	DESCRIPTION
110-70106	BLADEKT	Blade replacement kit for EVO 7 and EVO 75P. Contains: 1 Blade and 1 Nosepiece screw
110-70091	T8SD	T8 Star Driver for removal/insertion of tension lock in screw
110-70089	CALTOOL	Calibration tool to be used for removal of cap at back of tension knob and for calibrating hand tool on site.
110-99000	UC200	UC200 Tension gauge for tensile read outs when calibrating tools on site.

MOST POPULAR CABLE TIES

PART NO.	TYPE	DESCRIPTION
T18R9M4	T18R	18 lb. cable tie, 4" long, PA66 Natural, 1000/bag
T18R0M4	T18R	18 lb. cable tie, 4" long, PA66 Black, 1000/bag
T30R9M4	T30R	30 lb. cable tie, 6" long, PA66 Natural, 1000/bag
T30R0M4	T30R	30 lb. cable tie, 6" long, PA66 Black, 1000/bag
T50R9M4	T50R	50 lb. cable tie, 8" long, PA66 Natural, 1000/bag
T50R0M4	T50R	50 lb. cable tie, 8" long, PA66 Black, 1000/bag

HellermannTyton North American Corporate Headquarters

7930 N. Faulkner Rd, PO Box 245017
 Milwaukee, WI 53224-9517
 Phone: (414) 355-1130, (800) 537-1512
 Fax: (414) 355-7341, (800) 848-9866
 email: corp@htamericas.com
www.hellermann.tyton.com
TS16949:2002, ISO 9001:2000,
and ISO14001 Certified

HellermannTyton Canada

Unit #4, 205 Industrial Parkway North
 Aurora, Ontario L4G 4C4 Canada
 Phone: (800) 661-2461
 Fax: (800) 390-3904
 email: sales@hellermanntyton.ca

HellermannTyton (México) S. de R.L. de C.V.

Anillo Periférico Sur 7980 Edificio 2-D
 Parque Industrial Tecnológico II
 Santa María Tequepexpan
 Tlaquepaque, Jalisco, México 45601
 Tel 52+33+ 3133 9880
 Fax 52+ 33+ 3133 9861
ISO 9001:2000 Certified

HellermannTyton